


H07RN-F

Rubber Cable



Construction:

Class 5 tinned copper conductors, colour or number coded ethylene-propylene rubber insulating material, flame-retardant, UV, ozone and oil- resistant black rubber sheath.

Minimum Bending Radius:

Flexing: 4 x cable diameter (up to 12mm Ø)
 5 x cable diameter (12-20mm Ø)
 6 x cable diameter (over 20mm Ø)
 Fixed: 3 x cable diameter (up to 12mm Ø)
 4 x cable diameter (over 12mm Ø)

Temperature Range:

-40°C to +90°C

Features:

- Submersible to 100 metres
- UV resistant
- Oil resistant
- Tinned conductors

Colour Coding:

Colour coding of power conductors comply to HD 308 , DIN VDE 0293-308.

- 2-core: Blue and brown
- 3-core: Blue, brown, green-yellow
- 4-core: Brown, black, grey, green- yellow
- 5-core: Green-yellow, blue, brown, black, grey
- Above 5-core: Black with green-yellow consecutive white numbers, 1 core

Nominal Voltage:


Flexing: 450/750V
 Fixed: 600/1000V



Part No.	Nominal conductor area mm ² and number of cores	Approx. overall Ø mm	Approx. weight kg/km
G-022938	16mm ² 1 core	11.1	248
G-022940	25mm ² 1 core	12.9	356
G-022944	35mm ² 1 core	14.3	476
G-022945	50mm ² 1 core	16.8	657
G-022946	70 mm ² 1 core	19.0	884
G-023032	95 mm ² 1 core	21.9	1156
G-023033	120mm ² 1 core	23.4	1420
G-023034	150mm ² 1 core	26.0	1762
G-023035	185mm ² 1 core	29.1	2145
G-023036	240mm ² 1 core	31.2	2720
G-023028	1mm ² 2 core	7.9	89
G-023029	1.5mm ² 2 core	8.9	116
G-023030	2.5mm ² 2 core	10.6	167
G-023041	4mm ² 2 core	12.8	227
G-023042	6mm ² 2 core	15.0	390

H07RN-F


Rubber Cable



Part No.	Nominal conductor area mm ² and number of cores	Approx. overall Ø mm	Approx. weight kg/km
G-023011	1mm ² 2 core + earth	8.5	107
G-023012	1.5mm ² 2 core + earth	9.5	137
G-023013	2.5mm ² 2 core + earth	11.3	202
G-023014	4mm ² 2 core + earth	13.8	292
G-023015	6mm ² 2 core + earth	15.0	390
G-023016	10mm ² 2 core + earth	20.2	684
G-023017	16mm ² 2 core + earth	23.1	944
G-022879	1mm ² 3 core + earth	9.4	131
G-022880	1.5mm ² 3 core + earth	10.4	167
G-022981	2.5mm ² 3 core + earth	12.5	247
G-022982	4mm ² 3 core + earth	14.3	340
G-022983	6mm ² 3 core + earth	16.3	463
G-022984	10mm ² 3 core + earth	22.1	831
G-022985	16mm ² 3 core + earth	25.3	1166
G-022986	25mm ² 3 core + earth	30.1	1711
G-022987	35mm ² 3 core + earth	32.5	2190
G-022988	50mm ² 3 core + earth	37.8	3101
G-022989	70mm ² 3 core + earth	44.2	4143
G-022990	95mm ² 3 core + earth	49.6	5517
G-022991	120mm ² 3 core + earth	54.4	6611
G-022992	150mm ² 3 core + earth	60.9	8244
G-022993	185mm ² 3 core + earth	68.2	10113
G-022994	240mm ² 3 core + earth	74.1	12838
G-022910	1.5mm ² 4 core + earth	11.5	206
G-022951	2.5mm ² 4 core + earth	13.7	304
G-022952	4mm ² 4 core + earth	15.9	426
G-022953	6mm ² 4 core + earth	18.1	579
G-022954	10mm ² 4 core + earth	24.3	1024
G-022955	16mm ² 4 core + earth	28.7	1440
G-022956	25mm ² 4 core + earth	33.3	2105
G-024457	35mm ² 4 core + earth	36.2	2618
G-024459	50mm ² 4 core + earth	43.9	3730
G-024460	70mm ² 4 core + earth	49.5	4985
G-025754	95mm ² 4 core + earth	57.5	6765
G-029183	120mm ² 4 core + earth	60.5	7920
G-027746	150mm ² 4 core + earth	67.5	9800
G-029184	185mm ² 4 core + earth	75.9	12040
G-022973	1.5mm ² 6 core + earth	15.7	339
G-022974	2.5mm ² 6 core + earth	18.3	482
G-022975	1.5mm ² 11 core + earth	19.1	497
G-022976	2.5mm ² 11 core + earth	22.3	707
G-022977	1.5mm ² 17 core + earth	22.3	700

WELDING CABLE

Rubber Cable



APPLICATION: Designed as secondary voltage resistance welding cable leads, Battery cables, Temporary power uses, Power supply applications not exceeding 600V AC.

CONSTRUCTION:

- **CONDUCTOR:** 6 AWG- 4/0AWG Stranded bare copper flexible, fully annealed, Class K, Bare-copper.
- **INSULATION:** Chlorinated Polyethylene (CPE) Lead free

COLOR: Black



PHYSICAL PROPERTIES :

TEMPERATURE RANGE: -40°C to 90°C Dry, 90°C Wet
Oil and Water Resistant Non-Marking Jacket, Lightweight & Very Flexible at Low Temp

ELECTRICAL PROPERTIES :

VOLTAGE RATING: 600V rms, Maximum
INDUSTRY APPROVALS: ASTM B-172, National Electrical Code 630, ROHS

Conductor	Conductor Stranding	Nominal Insulation Thickness	Nominal Overall Diameter	Weight per 1000 ft.	Nom. DCR
(AWG or kcmil)	(#/AWG)	(in)	(in)	(lbs)	Ω/M
6	266/30	0.08	0.362	145	0.41
4	420/30	0.08	0.418	205	0.26
3	525/30	0.08	0.455	253	0.21
2	644/30	0.08	0.486	295	0.17
1	833/30	0.08	0.522	357	0.13
1/0	1026/30	0.09	0.582	456	0.11
2/0	1323/30	0.09	0.64	555	0.08
3/0	1666/30	0.09	0.674	650	0.06
4/0	2052/30	0.09	0.755	764	0.05